



Russell Hobbs

TRAVEL KETTLE


Read the instructions, keep them safe, pass them on if you pass the kettle on. Remove all packaging before use.

IMPORTANT SAFEGUARDS

Follow basic safety precautions, including:

This appliance can be used by children aged from 8 years and above and persons with reduced physical, sensory or mental capabilities or lack of experience and knowledge if they have been given supervision or instruction concerning use of the appliance in a safe way and understand the hazards involved. Children shall not play with the appliance. Cleaning and user maintenance shall not be made by children unless they are older than 8 and supervised. Keep the appliance and its cord out of reach of children aged less than 8 years.


Keep the appliance and cable out of reach of children under 8 years.

 The surfaces of the appliance will get hot.

If you overfill, the kettle may spit boiling water.

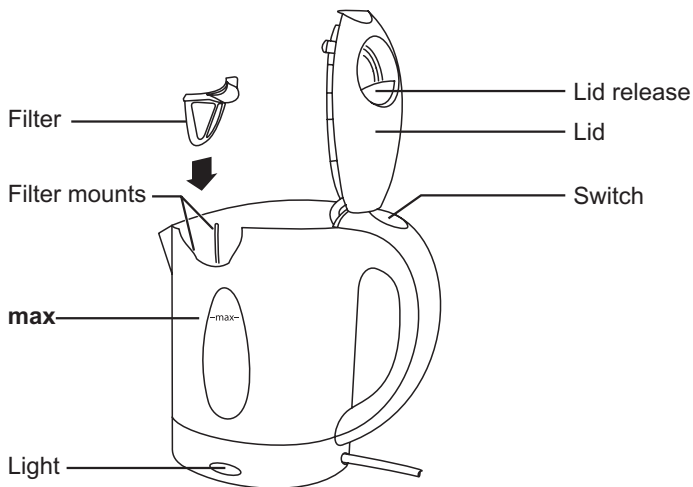
Use the kettle only with the stand supplied (and vice versa).

If the cable is damaged, return the appliance, to avoid hazard.

 Do not use this appliance near bathtubs, showers, basins or other vessels containing water.

- Keep the kettle, stand, and cable away from the edges of worktops.
- Don't use the kettle for any purpose other than heating water.
- Don't operate the appliance if it's damaged or malfunctions.

HOUSEHOLD USE ONLY



23630

 www.russellhobbs.com

£10,000 prize draw
EXTRA year guarantee FREE rewards gallery

www.russellhobbs.co.uk/productregister/ Register online now! See back for details

BEFORE USING FOR THE FIRST TIME

Fill to **max**, boil, then discard the water, to remove any manufacturing dust, etc.

IMPORTANT WARNING!

NEVER operate the kettle when it is empty. Doing so will damage the kettle beyond repair.

USING

1. Lift the lid, and remove the cups and spoons.
2. Fill with at least 2 cups of water, but don't fill past **max**. Keep water away from the switch when filling.
3. Close the lid, and press down to lock it.
4. Sit the kettle on a stable, level, heat-resistant surface. Plug it into a power socket.
5. Press the **I** button – the light will come on. When the kettle boils, the light will go out.
6. To stop it manually, press the **O** button.
7. Unplug before pouring.
8. Let the kettle cool, to reset the thermostat, before using it again.

USING ABROAD

- The kettle will work on any voltage from 120 to 240 volts a.c. 50/60Hz, so you can use it almost anywhere, though it'll take a bit longer to boil at lower voltages.
- Use an earthed travel adaptor suitable for your destination.

CLEANING

- Unplug the kettle, let it cool, then wipe inside and out with a damp cloth.
- Lift the filter out of its mounts, clean it by rubbing it gently under running water, then lower it into its mounts till it clicks into place.
- Don't put the kettle in liquid, and don't use harsh or abrasive cleaners or solvents

RECYCLING



To avoid environmental and health problems due to hazardous substances, appliances and rechargeable and non-rechargeable batteries marked with one of these symbols must not be disposed of with unsorted municipal waste. Always dispose of electrical and electronic products and, where applicable, rechargeable and non-rechargeable batteries, at an appropriate official recycling/collection point.

SERVICE

If you ring Customer Service, please have the model number to hand, as we won't be able to help you without it. It's on the rating plate (usually underneath the product).

The product isn't user-serviceable. If it's not working, read the instructions, check the plug fuse and main fuse/circuit breaker. If it's still not working, consult your retailer.

If that doesn't solve the problem – ring Customer Service – they may be able to offer technical advice.

If they advise you to return the product to us, pack it carefully, include a note with your name, address, day phone number, and what's wrong. If under guarantee, say where and when purchased, and include proof of purchase (till receipt). Send it to:

Customer Service

Spectrum Brands (UK) Ltd

Fir Street, Failsworth, Manchester M35 0HS

email: support@russellhobbs.com

telephone: 0345 658 9700 (local rate number)

GUARANTEE

Defects affecting product functionality appearing within two years of first retail purchase will be corrected by replacement or repair provided the product is used and maintained in accordance with the instructions. Your statutory rights are not affected. Documentation, packaging, and product specifications may change without notice.


ONLINE

www.russellhobbs.com for more products

REGISTER ONLINE FOR –

 £10,000 prize draw,

 EXTRA year guarantee,

 FREE rewards gallery

Visit www.russellhobbs.co.uk/productregister/

You must register within 28 days of purchase.