

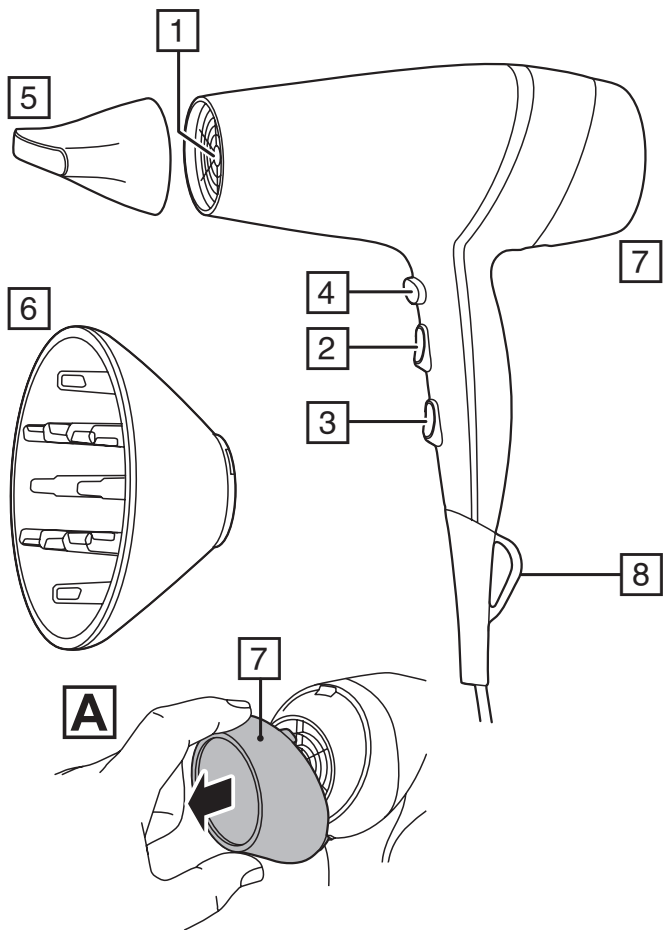
REMINGTON®

EST. NEW YORK 1937



**Shea Soft Hairdryer
D4740AU**

www.remington-products.com.au
www.remington.co.nz



IMPORTANT SAFEGUARDS

- **Warning:** When the hair dryer is used in a bathroom, unplug it after use since the proximity of water presents a hazard even when the hair dryer is switched off.
- When using electrical appliances, especially when children are present, basic safety precautions should always be followed, including the following:
- **READ ALL INSTRUCTIONS BEFORE USING**
- **KEEP AWAY FROM WATER**
- **DANGER – As with most electrical appliances, electrical parts are electrically live even when the switch is off.**

To reduce the risk of death by electric shock:

- Always unplug it immediately after using.
- Do not place or store an appliance where it can fall or be pulled into a bath or sink.



WARNING: Do not use this appliance near bathtubs, showers, basins or other vessels containing water.

- Do not place or drop into water or other liquid.
- If an appliance falls into water, “unplug it” immediately. Do not reach into the water.

For additional protection, the installation of a residual current device (RCD) with a rated residual operating current not exceeding 30mA is advisable in the electrical circuit supplying the bathroom. Ask your electrical contractor for advice.

WARNING – TO REDUCE THE RISK OF BURNS, ELECTROCUTION, AND FIRE, OR INJURY TO PERSONS.

- An appliance should never be left unattended when plugged in to a power outlet.
- The appliance must be switched off at all times other than when actually being used to dry hair.
- This appliance is not intended for use by persons (including children) with reduced physical, sensory or mental capabilities, or lack of experience and knowledge, unless they have been given close supervision or instruction concerning use of the appliance by a person responsible for their safety.

- This appliance is not a toy.
- Children should be supervised to ensure they do not play with the appliance.
- Cleaning and user maintenance shall not be made by children without supervision.
- Use this appliance only for its intended use as described in this manual. Do not use attachments not recommended by Remington.
- If the supply cord is damaged, it must be replaced by the manufacturer, its service agents or similarly qualified persons in order to avoid a hazard.
- Never block the air openings of this hair dryer or place it on a soft surface, such as a bed or couch, where the air openings may become blocked. Keep the air openings free of lint, fluff and hair.
- Do not use on people who are sleeping.
- Never drop or insert any object into any opening of this appliance.
- Do not use outdoors or where aerosol (spray) products are being used or where oxygen is being administered.
- Do not direct hot air towards the eyes or other heat sensitive areas.
- Attachments, where provided, may be hot during and after use. Allow them to cool before handling.
- When using the appliance, keep your hair away from the air inlet grille. Do not let your hair get drawn into the appliance.
- This appliance is not recommended for use on heavily treated/bleached hair, synthetic wigs or hair extensions.






As with all electrical appliances, the power cord must be regularly checked for wear and tear. Immediately cease using this product if the power cord shows any signs of damage.

SAVE THESE INSTRUCTIONS



PARTS

- | | |
|--|-----------------------------|
| 1. Outlet grille with advanced ceramic conditioning technology | 5. Wide drying concentrator |
| 2. Heat selector switch (I, II, III) | 6. Diffuser |
| 3. Speed selector switch (0, II, III) | 7. Inlet grille |
| 4. Cool shot (☼) | 8. Hang up loop |

INSTRUCTIONS FOR USE

- Wash and condition your hair as normal.
 - Squeeze out excess moisture with a towel and comb through.
 - Hairsprays contain flammable material – do not use while using this product.
 - Attach the concentrators or diffuser by fitting it to the front of the hairdryer and twisting clockwise to lock it. Take care when you do this because the attachments can become hot during use.
1. Plug the product into the mains power supply.
 2. Switch your hairdryer on and select the desired speed setting (low  or high ) using the speed selector switch.
 3. Select the desired heat setting (low , medium  or high ) using the heat selector switch.
 4. After use, turn the appliance off and unplug it.
 5. Let the appliance cool down before cleaning or storing away.

TIPS

- For fast drying use the high heat / high speed function.
- To create smooth styles use the concentrator and a round hair brush (not included) whilst drying.
- To enhance natural curls and waves, attach the diffuser to the dryer. Turn your head upside down and gently place your hair into the diffuser bowl slightly rotating the dryer as you style.
- To create extra volume at the roots of the hair, keep your head upright and place the diffuser against the top of the head. Gently rotate the hairdryer allowing the diffuser fingers to gently massage the scalp being careful not to burn the scalp. Dry gently on a medium heat / low speed setting.
Caution: Do not use the diffuser on the highest heat setting (.
- To set your style, press the cool shot button whilst styling (.

STORAGE, CLEANING AND MAINTENANCE

Let the appliance cool down before cleaning and storing away.

- To maintain peak product performance and to prolong motor life, it is important to regularly remove any dust and dirt from the inlet grille.
- Remove the grille as shown (FIG A), clean with a cloth or soft brush, then replace it.

OVERHEAT PROTECTION

In the event of overheating, the appliance may either stop unexpectedly or start to blow cold air. Overheating is usually caused by a blocked grille/filter. If this happens, immediately unplug the appliance and refer to STORAGE, CLEANING AND MAINTENANCE to clean the grille/filter. If, after doing this overheating continues to happen, stop using the appliance and contact Customer Service.

DISPOSAL/RECYCLING

Legislation in some localities mandates that e-waste (anything with a plug, battery or cord) is disposed of through controlled recycling facilities and must not be disposed of in general household waste. For more information about recycling of electrical and battery operated appliances, please contact your local council or your local household waste disposal service.

Spectrum Brands Australia Pty Ltd and Spectrum Brands New Zealand Ltd WARRANTY AGAINST DEFECTS

In this warranty:

Australian Consumer Law means the Australian consumer law set out in Schedule 2 to the Competition and Consumer Act 2010;

CGA means the New Zealand Consumer Guarantees Act 1993;

Goods means the product or equipment which was accompanied by this warranty and purchased in Australia or New Zealand, as the case may be;

Manufacturer, We or us means:

1. for Goods purchased in Australia, Spectrum Brands Australia Pty Ltd ABN, 78 007 070 573; or
2. for Goods purchased in New Zealand, Spectrum Brands New Zealand Ltd, as the case may be, contact details as set out at the end of this warranty;

Supplier means the authorised distributor or retailer of the Goods that sold you the Goods in Australia or in New Zealand; and

You means you, the original end-user purchaser of the Goods.

1. Our goods come with guarantees that cannot be excluded under the Australian Consumer Law, or the CGA. You are entitled to a replacement or refund for a major failure and compensation for any other reasonably foreseeable loss or damage. You are also entitled to have the goods repaired or replaced if the goods fail to be of acceptable quality and the failure does not amount to a major failure.
2. The benefits provided by this Warranty are in addition to all other rights and remedies in respect of the Goods which the consumer has under either the Australian Consumer Law or the CGA. The original purchaser of the Goods is provided with the following Warranty subject to the Warranty Conditions:
3. We warrant the Goods for all parts defective in workmanship or materials for the period of three (3) years from the date of purchase (Warranty Period). If the Goods prove defective within the Warranty Period by reason of improper workmanship or material, we may, at our own discretion, repair or replace the Goods without charge.

Warranty Conditions

4. The Goods must be used in accordance with the manufacturer's instructions. This Warranty does not apply should the defect in or failure of the Goods be attributable to misuse, abuse, accident or non-observance of manufacturer's instructions on the part of the user. As far as the law permits, the manufacturer does not accept liability for any direct or consequential loss, damage or other expense caused by or arising out of any failure to use the Goods in accordance with the manufacturer's instructions.
5. Consumable parts (such as shaver heads, cutters and foils) of the Goods are included under this Warranty only where there is a defect in workmanship or materials used.
6. The warranty granted under clause 3 is limited to repair or replacement only.
7. Any parts of the Goods replaced during repairs or any product replaced remain the property of the manufacturer. In the event of the Goods being replaced during the Warranty Period, the warranty on the replacement Goods will expire on the same date as for the Warranty Period on the original Goods which are replaced.
8. In order to claim under the warranty granted under clause 3 you must:
 - (a) Retain this warranty with your receipt/proof of purchase; and
 - (b) Return the Goods to us at the relevant address below or to the Supplier by prepaid freight within the Warranty Period accompanied with (i) the legible and unmodified original proof of purchase, which clearly indicates the name and address of the Supplier, the date and place of purchase, the product name or other product serial number and (ii) this warranty.
9. This warranty is immediately void if:
 - (a) Any serial number or appliance plate is removed or defaced;
 - (b) The Goods have been serviced or otherwise repaired by a person not authorised to do so by us or where non approved replaced parts are used.
10. The Goods are designed for domestic use only. A limited 90-day Warranty applies to any industrial or commercial use of the Goods. The Goods must be connected to the electrical voltage requirements as specified in the ratings label located on the Goods.
11. This warranty does not cover the cost of claiming under the warranty or transport of the Goods to and from the Supplier or us.
12. This warranty is only valid and enforceable in Australia against Spectrum Brands Australia Pty Ltd and in New Zealand against Spectrum Brands New Zealand Limited.

Contact us or the Supplier for further details.

Spectrum Brands Australia Pty Ltd

Locked Bag 3004

Braeside, VIC 3195

AUSTRALIA

Customer service in Australia: 1800 623 118

E-mail: consumer.enquiry@remington-products.com.au

Website: www.remington-products.com.au

Spectrum Brands New Zealand Limited

PO Box 9817

Newmarket, Auckland 1149

NEW ZEALAND

Customer service in New Zealand: 0800 736 776

E-mail: info@remington.co.nz

Website: www.remington.co.nz

Ref. No. D4740AU

Type No. D26A

22/AU/ D4740AU T22-7002890 Version 10 /22

Remington® is a Registered Trade Mark of Spectrum Brands, Inc., or one of its subsidiaries.

REMINGTON SERVICE HOTLINE

📞 Australia 1800 623 118 (toll free)

📞 New Zealand 0800 736 776 (toll free)

AUTHORISED REPAIR CENTRES

Visit www.remington-products.com.au for Authorised repair centre details.

© 2022 Spectrum Brands, Inc.