

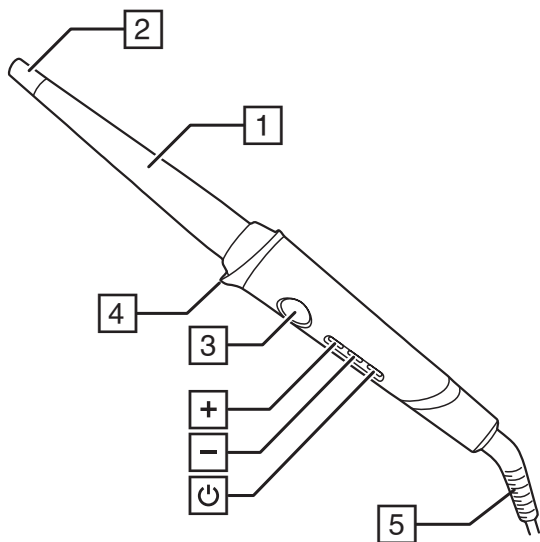
REMINGTON®

EST. NEW YORK 1937



Botanicals™ Curling Wand **CI5860AU**

www.remington-products.com.au
www.remington.co.nz




IMPORTANT SAFEGUARDS

- **Warning:** When the hair dryer is used in a bathroom, unplug it after use since the proximity of water presents a hazard even when the hair dryer is switched off.
- When using electrical appliances, especially when children are present, basic safety precautions should always be followed, including the following:
- **READ ALL INSTRUCTIONS BEFORE USING**
- **KEEP AWAY FROM WATER**
- **DANGER – As with most electrical appliances, electrical parts are electrically live even when the switch is off.**

To reduce the risk of death by electric shock:

- Always unplug it immediately after using.
- Do not place or store an appliance where it can fall or be pulled into a bath or sink.

 **WARNING:** Do not use this appliance near bathtubs, showers, basins or other vessels containing water.

- Do not place or drop into water or other liquid.
- If an appliance falls into water, “unplug it” immediately. Do not reach into the water.

For additional protection, the installation of a residual current device (RCD) with a rated residual operating current not exceeding 30mA is advisable in the electrical circuit supplying the bathroom. Ask your electrical contractor for advice.

WARNING – TO REDUCE THE RISK OF BURNS, ELECTROCUTION, AND FIRE, OR INJURY TO PERSONS.

- Your appliance must never be left unattended when plugged in to a power outlet.
- Burn Hazard. Keep the appliance out of reach of young children, particularly during use and cool down.

- This appliance is not intended for use by persons (including children) with reduced physical, sensory or mental capabilities, or lack of experience and knowledge, unless they have been given supervision or instruction concerning use of the appliance by a person responsible for their safety.
- Keep the appliance and the power cord away from the edge of table or countertops and out of reach of children and persons with reduced physical, sensory or mental capabilities.
- This appliance is not a toy. Children shall be supervised to ensure they do not play with the appliance.
- Use this appliance only for its intended use as described in this manual. Do not use attachments not recommended by Remington.
- If the supply cord is damaged, it must be replaced by the manufacturer, its service agents or similarly qualified persons in order to avoid a hazard.
- Do not use on people who are asleep.
- Never drop or insert any object into any opening of this appliance.
- Do not use outdoors or where aerosol (spray) products are being used or where oxygen is being administered.
- Do not let bare skin touch heated surfaces.
- Never place the appliance on any soft surface such as a bed, carpet or a towel. Place only on a hard, flat, heat resistant surface.
- Do not use on wet hair
- This appliance is not recommended for use on heavily treated/bleached hair, synthetic wigs or hair extensions.

CAUTION: The appliance will remain hot for some time after being switched off. Do not touch the plates or surrounding areas or set the appliance down onto surfaces that may be affected by heat until it has cooled.

SAVE THESE INSTRUCTIONS


PARTS

- | | |
|-----------------------------------|---|
| 1. Advanced ceramic coated barrel | Controls: |
| 2. Cool tip | ⏻ On/off button |
| 3. Display | +/- Temperature functions |
| 4. Stand | Accessories (not shown): |
| 5. Swivel cord | <ul style="list-style-type: none">• Styling glove• Storage pouch |

ADDITIONAL FEATURES

- Fast heat up—ready to use in 30 seconds.
- Automatic safety shut off – this unit will switch itself off if no button is pressed or it is left on after 60 minutes.
- Multivoltage: for home or abroad. At 120V times and temperatures may vary.

INSTRUCTIONS FOR USE

- Before use, ensure the hair is clean, dry and tangle-free.
 - For extra protection use a heat protection spray.
 - Hairsprays contain flammable material - do not use while using this product.
 - Section the hair prior to styling. Style the lower layers first.
 - Use the styling glove to avoid any accidental burns.
1. Plug the product into the mains power supply.
 2. When your wand is plugged in but not turned on the lock symbol  will come on to show that it is in standby mode.
 3. Press and hold the on/off (⏻) button to switch on.
 4. Select the appropriate temperature for your hair type using the “+” and “-” temperature controls on the side of the product. Start styling on lower temperatures first.
 5. The “+” button will increase the temperature and the “-” button will decrease the temperature.


Recommended Temperatures

Temperature	Hair type
130°C - 160°C	Thin / fine, damaged or bleached hair
170°C - 190°C	Normal, healthy hair
200°C - 210°C	Thick and difficult to style hair


Caution: the hottest temperatures should only be used by experienced stylists.

6. The temperature display will flash until the selected temperature is reached.
7. Working on one section at a time, hold the handle with the barrel facing down and wrap a section of hair around the heated barrel.
8. Wait about 10 seconds for the curl to form.
9. Unwind the hair and release the curl.
10. Repeat this around the head to create as many curls as desired.
- **Tip:** let the curls cool before styling or brushing; this will help to prolong the curls.
11. After use, press and hold the on/off (⏻) button to turn off then unplug the appliance.

Botanicare Setting

- The BotaniCare setting gently styles the hair at 185°C.
- To activate press and hold '+' for 2 seconds,  will appear on the display.

Temperature Lock Function

- Set the desired temperature using the + and - buttons then lock the settings by pressing the "—" button for 2 seconds. The  symbol will appear on the temperature display.
- To unlock the temperature setting, press and hold the "—" button for 2 seconds.

STORAGE, CLEANING AND MAINTENANCE

Let the appliance cool down before cleaning and storing away

- Wipe all the surfaces with a damp cloth.
- Don't use harsh or abrasive cleaning agents or solvents.

DISPOSAL/RECYCLING

Legislation in some localities mandates that e-waste (anything with a plug, battery or cord) is disposed of through controlled recycling facilities and must not be disposed of in general household waste. For more information about recycling of electrical and battery operated appliances, please contact your local council or your local household waste disposal service.

Spectrum Brands Australia Pty Ltd and Spectrum Brands New Zealand Ltd WARRANTY AGAINST DEFECTS

In this warranty:

Australian Consumer Law means the Australian consumer law set out in Schedule 2 to the Competition and Consumer Act 2010;

CGA means the New Zealand Consumer Guarantees Act 1993;

Goods means the product or equipment which was accompanied by this warranty and purchased in Australia or New Zealand, as the case may be;

Manufacturer, We or us means:

1. for Goods purchased in Australia, Spectrum Brands Australia Pty Ltd ABN, 78 007 070 573; or
2. for Goods purchased in New Zealand, Spectrum Brands New Zealand Ltd, as the case may be, contact details as set out at the end of this warranty;

Supplier means the authorised distributor or retailer of the Goods that sold you the Goods in Australia or in New Zealand; and

You means you, the original end-user purchaser of the Goods.

1. Our goods come with guarantees that cannot be excluded under the Australian Consumer Law, or the CGA. You are entitled to a replacement or refund for a major failure and compensation for any other reasonably foreseeable loss or damage. You are also entitled to have the goods repaired or replaced if the goods fail to be of acceptable quality and the failure does not amount to a major failure.
2. The benefits provided by this Warranty are in addition to all other rights and remedies in respect of the Goods which the consumer has under either the Australian Consumer Law or the CGA. The original purchaser of the Goods is provided with the following Warranty subject to the Warranty Conditions:
3. We warrant the Goods for all parts defective in workmanship or materials for the period of five (5) years from the date of purchase (Warranty Period). If the Goods prove defective within the Warranty Period by reason of improper workmanship or material, we may, at our own discretion, repair or replace the Goods without charge.

Warranty Conditions

4. The Goods must be used in accordance with the manufacturer's instructions. This Warranty does not apply should the defect in or failure of the Goods be attributable to misuse, abuse, accident or non-observance of manufacturer's instructions on the part of the user. As far as the law permits, the manufacturer does not accept liability for any direct or consequential loss, damage or other expense caused by or arising out of any failure to use the Goods in accordance with the manufacturer's instructions.
5. Consumable parts (such as shaver heads, cutters and foils) of the Goods are included under this Warranty only where there is a defect in workmanship or materials used.
6. The warranty granted under clause 3 is limited to repair or replacement only.
7. Any parts of the Goods replaced during repairs or any product replaced remain the property of the manufacturer. In the event of the Goods being replaced during the Warranty Period, the warranty on the replacement Goods will expire on the same date as for the Warranty Period on the original Goods which are replaced.
8. In order to claim under the warranty granted under clause 3 you must:
 - (a) Retain this warranty with your receipt/proof of purchase; and
 - (b) Return the Goods to us at the relevant address below or to the Supplier by prepaid freight within the Warranty Period accompanied with (i) the legible and unmodified original proof of purchase, which clearly indicates the name and address of the Supplier, the date and place of purchase, the product name or other product serial number and (ii) this warranty.
9. This warranty is immediately void if:
 - (a) Any serial number or appliance plate is removed or defaced;
 - (b) The Goods have been serviced or otherwise repaired by a person not authorised to do so by us or where non approved replaced parts are used.
10. The Goods are designed for domestic use only. A limited 90-day Warranty applies to any industrial or commercial use of the Goods. The Goods must be connected to the electrical voltage requirements as specified in the ratings label located on the Goods.
11. This warranty does not cover the cost of claiming under the warranty or transport of the Goods to and from the Supplier or us.
12. This warranty is only valid and enforceable in Australia against Spectrum Brands Australia Pty Ltd and in New Zealand against Spectrum Brands New Zealand Limited.

Contact us or the Supplier for further details.

Spectrum Brands Australia Pty Ltd

Locked Bag 3004

Braeside, VIC 3195

AUSTRALIA

Customer service in Australia: 1800 623 118

E-mail: consumer.enquiry@remington-products.com.au

Website: www.remington-products.com.au

Spectrum Brands New Zealand Limited

PO Box 9817

Newmarket, Auckland 1149

NEW ZEALAND

Customer service in New Zealand: 0800 736 776

E-mail: info@remington.co.nz

Website: www.remington.co.nz

REMINGTON®
EST. NEW YORK 1937

