

REMINGTON®

EST. NEW YORK 1937

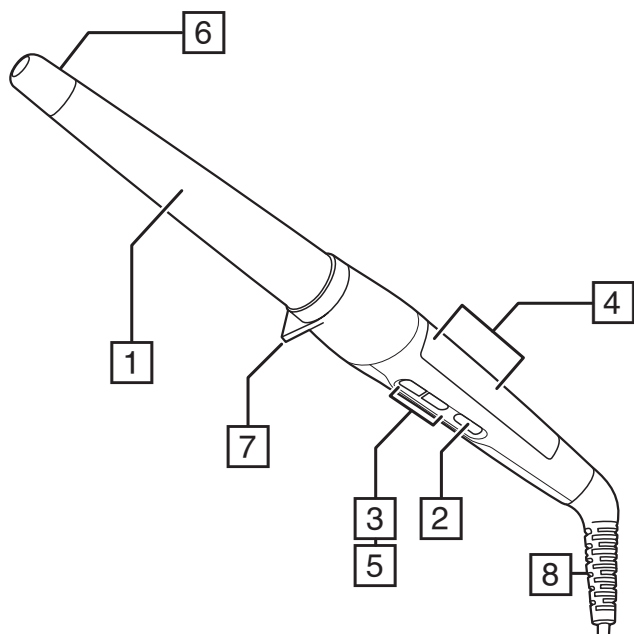


Keratin Protect Wand CI83V6

 remington-europe.com

Register online for an EXTRA year guarantee


Visit uk.remington-europe.com/product-registration You must register within 28 days of purchase.



Thank you for buying your new Remington® product. Please read these instructions carefully and keep them safe. Remove all packaging before use.

WARNING: This appliance is hot. Keep out of reach of children at all times.

IMPORTANT SAFEGUARDS

- This appliance can be used by children aged from 8 years and above and persons with reduced physical, sensory or mental capabilities or lack of experience and knowledge if they have been supervised/instructed and understand the hazards involved. Children shall not play with the appliance. Cleaning and user maintenance shall not be done by children unless they are older than 8 and supervised. Keep the appliance and cable out of reach of children under 8 years.
 -  Do not use this appliance near bathtubs, showers, basins or other vessels containing water.
 - When the appliance is used in a bathroom, unplug it after use since the proximity of water presents a hazard even when the appliance is switched off.
 - For additional protection, the installation of a residual current device (RCD) having a rated residual operating current not exceeding 30 mA is advisable in the electrical circuit supplying the bathroom*.
- * Currently, the fitting in a bathroom of an electrical socket suitable or capable of operating the appliance is not permitted in the UK (see BS7671).
- Burn hazard. Keep the appliance out of reach from young children, particularly during use and while cooling down.
 - Never leave the appliance unattended when it is connected to the power supply.
 - Always place the appliance with its stand, if any, on a heat-resistant, stable flat surface.

- If the supply cord of this unit becomes damaged, discontinue use immediately and return the appliance to your nearest authorised Remington® service dealer for repair or replacement in order to avoid a hazard.
- Do not allow any part of the appliance touch the face, neck or scalp.
- Keep the power plug and cord away from heated surfaces.
- Do not use attachments other than those we supply.
- Do not use the appliance if it is damaged or malfunctions.
- Do not twist or kink the cable, or wrap it round the appliance. Check the cord regularly for any sign damage.
- This appliance is not intended for commercial or salon use.
- WARNING: Contains traces of nuts.

PARTS

- | | |
|--|--------------------------------------|
| 1. 19-28mm advanced ceramic barrel infused with Keratin and Almond Oil | 6. Cool tip |
| 2. On/Off switch | 7. Stand |
| 3. Temperature controls | 8. Swivel cord |
| 4. Digital temperature display | 9. Heat resistant glove (not shown) |
| 5. Pro+ setting | 10. Heat resistant pouch (not shown) |

ADDITIONAL FEATURES

- Fast heat up—ready to use in 30 seconds.
- Automatic safety shut off – this unit will switch itself off if no button is pressed or it is left on after 60 minutes.
- Multivoltage: for home or abroad. At 120V times and temperatures may vary.

INSTRUCTIONS FOR USE

- Before use, ensure the hair is clean, dry and tangle-free.
 - Section the hair prior to styling. Style the lower layers first.
 - Use the heat resistant glove to avoid any accidental burns.
1. Plug the product into the mains power supply.
 2. Press and hold the on button to switch on.
 3. Select the desired temperature.
 4. Start styling on lower temperatures first. Set the desired temperature using the + and – buttons. The "+" button will increase the temperature and the "-" button will decrease the temperature.

Recommended Temperatures

Temperature	Hair type
150°C - 175°C	Thin / fine, damaged or bleached hair
175°C - 195°C	Normal, healthy hair
195°C - 210°C	Thick and difficult to style hair

Caution: the hottest temperatures should only be used by experienced stylists.

- The selected temperature will flash continuously until the desired temperature is reached.
- Working on one section at a time, hold the handle with the barrel facing down and wrap a section of hair around the heated barrel.
- Wait about 10 seconds for the curl to form, then unwind the hair to release the curl.
- Repeat this process around the head to create as many curls as desired.

TIP: Let the curls cool before further styling or brushing, this will help to prolong the curls.

- After use, press and hold the off button to turn off then unplug the appliance.

PRO+ Setting

- To activate the PRO+ setting, press and hold the "+" button for 2 seconds. This will select a temperature of 185°C for healthier styling. **PRO+** will appear on the digital display.

CLEANING AND MAINTENANCE

- Unplug the appliance and allow to cool.
- Wipe all the surfaces with a damp cloth.
- Don't use harsh or abrasive cleaning agents or solvents.

RECYCLING



To avoid environmental and health problems due to hazardous substances, appliances and rechargeable and non-rechargeable batteries marked with one of these symbols must not be disposed of with unsorted municipal waste. Always dispose of electrical and electronic products and, where applicable, rechargeable and non-rechargeable batteries, at an appropriate official recycling/collection point.

SERVICE AND GUARANTEE



Defects affecting product functionality appearing within the guarantee period will be corrected by replacement or repair at our option provided the product is used and maintained in accordance with the instructions. Your statutory rights are not affected.

This warranty shall not be valid where it is contrary to U.S. and other applicable laws, or where the warranty would be prohibited under

any economic sanctions, export control laws, embargos, or other restrictive trade measures enforced by the United States or other applicable jurisdictions. This includes, without limitation, any warranty claims implicating parties from, or otherwise located in, Cuba, Iran, North Korea, Syria and the Crimea region.

To claim an extra 1 year guarantee, register your product online within 28 days of purchase.

Register at: **<https://uk.remington-europe.com/product-registration>**

Consumables are guaranteed only for their recommended lifecycle. Replacement/spare parts* are excluded and are only covered by a 1 year warranty.

*Examples include, but are not limited to, adaptors, haircare attachments, grooming accessories, etc.

SERVICE CENTRE

United Kingdom

 0800 212 438 (free call mainland UK)

Spectrum Brands (UK) Ltd

Fir Street, Failsworth, Manchester


M35 0HS, UK

www.remington.co.uk

Product support:

productsupport@remington.co.uk

Ireland

 142 951 40

Remington Consumer Products,

Unit B12, Ballymount Corporate Park,

Ballymount, Dublin 12

<https://ie.remington-europe.com>

Product support:

productsupport@remington.co.uk

Ref. No. CI83V6

Type No. CI83V6

21/UK/ CI83V6 T22-7001935 Version 01 /21

Remington® is a Registered Trade Mark of Spectrum Brands, Inc., or one of its subsidiaries.

Spectrum Brands (UK) Ltd

Fir Street,

Failsworth,

Manchester

M35 0HS

remington-europe.com

© 2021 Spectrum Brands, Inc.