

REMINGTON®

EST. NEW YORK 1937

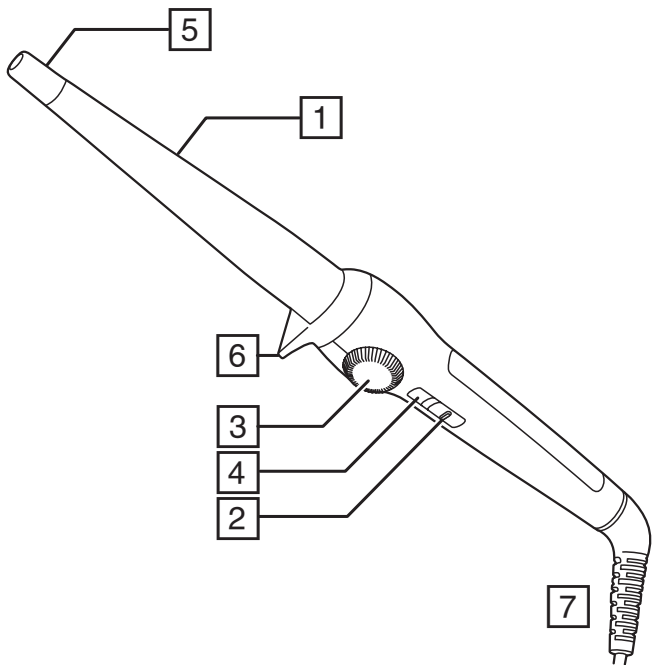


Coconut Smooth Curling Wand CI5901

 remington-europe.com

Register online for an EXTRA year guarantee


Visit uk.remington-europe.com/product-registration You must register within 28 days of purchase.



Thank you for buying your new Remington® product. Please read these instructions carefully and keep them safe. Remove all packaging before use.

WARNING: This appliance is hot. Keep out of reach of children at all times.

IMPORTANT SAFEGUARDS

- This appliance can be used by children aged from 8 years and above and persons with reduced physical, sensory or mental capabilities or lack of experience and knowledge if they have been supervised/instructed and understand the hazards involved. Children shall not play with the appliance. Cleaning and user maintenance shall not be done by children unless they are older than 8 and supervised. Keep the appliance and cable out of reach of children under 8 years.
 -  Do not use this appliance near bathtubs, showers, basins or other vessels containing water.
 - When the appliance is used in a bathroom, unplug it after use since the proximity of water presents a hazard even when the appliance is switched off.
 - For additional protection, the installation of a residual current device (RCD) having a rated residual operating current not exceeding 30 mA is advisable in the electrical circuit supplying the bathroom*.
- * Currently, the fitting in a bathroom of an electrical socket suitable or capable of operating the appliance is not permitted in the UK (see BS7671).
- Burn hazard. Keep the appliance out of reach from young children, particularly during use and while cooling down.
 - Never leave the appliance unattended when it is connected to the power supply.
 - Always place the appliance with its stand, if any, on a heat-resistant, stable flat surface.

- If the supply cord of this unit becomes damaged, discontinue use immediately and return the appliance to your nearest authorised Remington® service dealer for repair or replacement in order to avoid a hazard.
- Do not allow any part of the appliance touch the face, neck or scalp.
- Keep the power plug and cord away from heated surfaces.
- Do not use attachments other than those we supply.
- Do not use the appliance if it is damaged or malfunctions.
- Do not twist or kink the cable, or wrap it round the appliance. Check the cord regularly for any sign damage.
- CAUTION: Always remove the appliance from the storage pouch/sleeve before heating and allow it to fully cool before placing it back.
- This appliance is not intended for commercial or salon use.

PARTS

- | | |
|--------------------------|-------------------|
| 1. Ceramic coated barrel | 6. Stand |
| 2. On-off switch | 7. Swivel cord |
| 3. Temperature control | <i>Not shown:</i> |
| 4. Ready indicator light | • Styling glove |
| 5. Cool tip | • Storage pouch |
-

ADDITIONAL FEATURES

- Fast heat up—ready to use in 30 seconds.
 - Automatic safety shut off – this unit will switch itself off if no button is pressed or it is left on after 60 minutes.
 - Multivoltage: for home or abroad. At 120V times and temperatures may vary.
-

INSTRUCTIONS FOR USE

- Before use, ensure the hair is clean, dry and tangle-free.
 - For extra protection use a heat protection spray.
 - Hairsprays contain flammable material - do not use while using this product.
 - Section the hair prior to styling. Style the lower layers first
 - Use the styling glove to avoid any accidental burns.
1. Plug the product into the mains power supply.
 2. Switch the appliance on.
 3. Select the desired temperature.
 4. Start styling on lower temperatures first.

5. To increase the temperature rotate the temperature control to the right moving the temperature level indicator towards the top temperature. To decrease the temperature rotate the control to the left moving the temperature level indicator towards the lowest temperature.

Temperature Settings:

- 130°C = Lowest temperature
- 200°C = Maximum temperature

Recommended Temperatures

Temperature	Hair type
130°C - 150°C	Thin / fine, damaged or bleached hair
150°C - 170°C	Normal, healthy hair
170°C - 200°C	Thick and difficult to style hair

Caution: the hottest temperatures should only be used by experienced stylists.

6. The indicator light will stop flashing once the desired temperature is reached.
7. Hold the handle and wrap the hair around the heated barrel.
8. Wait about 10 seconds for curl to form.
9. Unwind the hair and release the curl.
10. Allow the hair to cool before styling.
11. Repeat this around the head to create as many curls as desired.
12. When finished slide the switch down to turn off and unplug the appliance.

STORAGE, CLEANING AND MAINTENANCE

Let the appliance cool down before cleaning and storing away

- Wipe all the surfaces with a damp cloth.
- Don't use harsh or abrasive cleaning agents or solvents.

RECYCLING



To avoid environmental and health problems due to hazardous substances, appliances and rechargeable and non-rechargeable batteries marked with one of these symbols must not be disposed of with unsorted municipal waste. Always dispose of electrical and electronic products and, where applicable, rechargeable and non-rechargeable batteries, at an appropriate official recycling/ collection point.

SERVICE AND GUARANTEE

Defects affecting product functionality appearing within the guarantee period will be corrected by replacement or repair at our option provided the product is used and maintained in accordance with the instructions. Your statutory rights are not affected. This warranty shall not be valid where it is contrary to U.S. and other applicable laws, or where the warranty would be prohibited under any economic sanctions, export control laws, embargos, or other restrictive trade measures enforced by the United States or other applicable jurisdictions. This includes, without limitation, any warranty claims implicating parties from, or otherwise located in, Cuba, Iran, North Korea, Syria and the Crimea region.

To claim an extra 1 year guarantee, register your product online within 28 days of purchase.



Register at: <https://uk.remington-europe.com/product-registration>

Consumables are guaranteed only for their recommended lifecycle. Replacement/spare parts* are excluded and are only covered by a 1 year warranty.

*Examples include, but are not limited to, adaptors, haircare attachments, grooming accessories, etc.

SERVICE CENTRE

United Kingdom

 0800 212 438 (free call mainland UK)

Spectrum Brands (UK) Ltd

Fir Street, Failsworth, Manchester


M35 0HS, UK

www.remington.co.uk

Product support:

productsupport@remington.co.uk

Ireland

 142 951 40

Remington Consumer Products,

Unit B12, Ballymount Corporate Park,

Ballymount, Dublin 12

<https://ie.remington-europe.com>

Product support:

productsupport@remington.co.uk

Ref. No. CI5901

Type No. CI52W1

20/UK/ CI5901 T22-7001627 Version 07 /20

Remington® is a Registered Trade Mark of Spectrum Brands, Inc., or one of its subsidiaries.

Spectrum Brands (UK) Ltd

Fir Street,

Failsworth,

Manchester

M35 0HS

remington-europe.com

© 2020 Spectrum Brands, Inc.