

REMINGTON®
style therapy



MORE
PROTECTION*



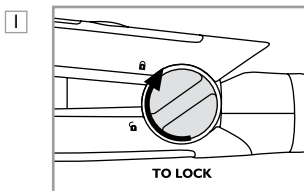
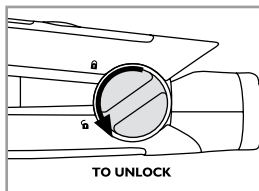

PROTECT &
straight!

S2044

High protection ceramic 230°C straightener

REMINGTON® **PROTECT & curl!**
































High Protection Ceramic 230°C Straightener



Thank you for buying your new Remington® product. Before use, please read the instructions for use carefully and keep them in a safe place for future reference.



PRODUCT FEATURES

- A. Ceramic coating – high even heat no hot spots
 - B.  Fabric covered plates with TEFLON® surface protector - radiates heat for more evenly for smooth, straight style and damage protection
 - C. On-off switch
 - D. Adjustable +/- temperature controls, provides precise heat control to suit hair type and length - 150°C-230°C
 - E. Digital temperature display – variable heat 9 settings. Temperature bars flash until desired temperature is reached
 - F. Switch lock function - Set the desired temperature by pressing +/- buttons and lock the switch settings by pressing the '-' button for 2 seconds. A 'padlock' symbol will appear next to the temperature. This will prevent accidentally changing the temperature settings while using the straightener. To unlock the switch settings, press and hold the '-' button again for 2 seconds
 - G. Turbo boost function – automatically sets the highest temperature. Hold the '+' button for 2 seconds and the temperature will boost to 230°C
 - H. Automatic safety shut off – This unit will switch itself off if no button is pressed or it is left on after 60 minutes
 - I. Plate lock switch: Plates can be shut together for easy storage
Locked – Twist clockwise to close
Unlocked – Twist anti-clockwise to open
- NOTE: Do not heat the unit in the locked position
- J. Multi-voltage: For use at home or abroad
When used at 120V the heat up times and temperatures may vary
 - K. Heat proof pouch
 - L.                              

3 year guarantee



INSTRUCTIONS FOR USE

- ▶ Before use, make sure hair is clean, dry and tangle-free.
- ▶ Plug in the unit, press and hold the on-off button for two seconds to switch on. Press again for two seconds to switch off.
- ▶ To change the level of heat, press the plus or minus buttons on the top of the Straightener
- ▶ For extra protection and best results, section hair prior to straightening and spray with heat protection spray. Always straighten the lower layers first.
- ▶ Run the straightener through the entire length of the hair, without stopping.
- ▶ Repeat only twice per section to prevent hair damage.



IMPORTANT INSTRUCTIONS

- ▶ Due to the extreme heat capabilities of this styler, extra care should be taken when using.
- ▶ While heating, during use and cooling, place on flat, smooth, heat-resistant surface. Only hold unit at the end of the handle.
- ▶ This is a high performance product, avoid frequent use to prevent damage to hair.
- ▶ Please note regular use of styling products may deteriorate the coating.
- ▶ Do not scratch the surface, as this will deteriorate the effectiveness of the coating.



CLEANING AND MAINTENANCE

- ▶ Ensure the unit is unplugged and cool prior to cleaning.
- ▶ Wipe clean any build up of styling products with a slightly damp cloth (do not scrub).
- ▶ **NOTE: Excessive use of styling products may deteriorate the TEFLON® woven fibre.**
- ▶ Do not use an abrasive cleaning fluid to clean, as damage will occur.



SAFETY CAUTIONS

WARNING – FOR ADDITIONAL PROTECTION THE INSTALLATION OF A RESIDUAL CURRENT DEVICE (RCD) WITH A RATED RESIDUAL OPERATING CURRENT NOT EXCEEDING 30mA IS ADVISABLE. ASK AN ELECTRICIAN FOR ADVICE.

WARNING – THIS APPLIANCE MUST NOT BE TAKEN INTO A BATHROOM. IT SHOULD NOT BE USED NEAR BATHTUBS, SHOWERS, BASINS OR OTHER VESSELS CONTAINING WATER OR OTHER LIQUIDS.



This product is not suitable for use in bath or shower.

THE STYLER SHOULD BE UNPLUGGED FROM MAINS SUPPLY WHEN NOT IN USE.

- ▶ Do not leave the styler unattended when switched on.
- ▶ Allow the styler to cool down before storage.
- ▶ Do not immerse in water or other liquids.
- ▶ Do not place styler on soft material e.g. carpet, bedding, towels, rugs etc.
- ▶ Always ensure the voltage to be used corresponds to the voltage stated on the unit.
- ▶ Keep this product out of reach of children. The use of this appliance by persons with reduced physical, sensory or mental capabilities or lack of experience and knowledge can give cause to hazards. Persons responsible for their safety should give explicit instructions or supervise the use of the appliance.
- ▶ Do not use any attachments with this styler, other than those supplied by Remington®.
- ▶ Avoid allowing any part of the hot plates to contact the face, neck or scalp.
- ▶ Do not wrap the cord around the unit. Check cord regularly for any sign of damage.
- ▶ This product is not intended for commercial or salon use.
- ▶ Damaged cords can be dangerous. If the supply cord of this unit becomes damaged, discontinue use immediately and return the appliance to your nearest authorised Remington® service dealer for repair or replacement in order to avoid a hazard.
- ▶ Special tools are required for any examination, adjustment or repair. Unqualified repair work could lead to hazardous conditions for the user.
- ▶ We do not accept responsibility for damage to the product, persons or other items, caused by misuse, abuse or non-compliance with these instructions.



WIRING INSTRUCTIONS UK Plugs Only

This product is fitted with a BS1363 plug fused at 13A. If the plug is unsuitable, it should be disconnected and an appropriate plug fitted as detailed below. If it is necessary to replace the plug fuse, use only fuses that are approved to BS1362, rated at 13A. If in doubt consult a qualified electrician.

The wires in the mains lead are coloured in accordance with following code:



BLUE – NEUTRAL

BROWN – LIVE

As the colours of the wires in the mains lead of this appliance may not correspond with the coloured markings identifying the terminals in your plug, proceed as follows:

– The wire which is coloured **BLUE** must be connected to the terminal which is marked 'N' or coloured **BLACK**. The wire which is coloured **BROWN** must be connected to the terminal which is marked 'L' or coloured **RED**. Never connect either of the wires to the big **EARTH** terminal marked 'E' or coloured **GREEN** or **GREEN AND YELLOW**.



PROTECT THE ENVIRONMENT

Do not dispose of the product in household waste at the end of its life. Disposal can take place at the Remington® Service Centre or appropriate collection sites.



For further information on recycling see www.remington-europe.com



SERVICE AND WARRANTY

This product has been checked and is free of defects. We warrant this product against any defects that are due to faulty material or workmanship for the warranty period from the original date of consumer purchase. If the product should become defective within the warranty period, we will repair any such defect or elect to replace the product or any part of it without charge provided there is proof of purchase.

This does not mean an extension of the warranty period.

In the case of a warranty simply call the Remington® Service Center in your region.

This warranty is offered over and above your normal statutory rights.

The warranty shall apply in all countries in which our product was sold via an authorised dealer.

This warranty does not include damage to the product by accident or misuse, abuse, alteration to the product or use inconsistent with the technical and/or safety instructions required. This warranty shall not apply if the product has been dismantled or repaired by a person not authorised by us.

United Kingdom

 **+44 0800 212 438 (free call)**

Rayovac Europe Ltd,
Watermans House, Kingsbury Crescent,
The Causeway, Staines, Middlesex,
TW18 3BA, UNITED KINGDOM

www.remington.co.uk

Model No. S2044

10/UK/S2044 Version 04/10 Part No.T22-29968

REMINGTON® Registered Trademark of Spectrum Brands, Inc.,
or one of its subsidiaries.

VARTA Consumer Batteries GmbH & Co. KGaA

Alfred-Krupp-Str. 9

73479 Ellwangen

Germany

www.remington-europe.com

© 2010 SBI

TEFLON® is a registered trademark of E.I. du Pont de Nemours
Company and is used under license by Spectrum Brands.

*More protection from hair splitting and damage vs. standard
Remington® straightener

This product is not suitable for use in bath and shower

