

REMINGTON®

PRO-Luxe 32mm Tong



CI9132



**Register online for
£10,000 prize draw
EXTRA year guarantee
FREE rewards gallery**

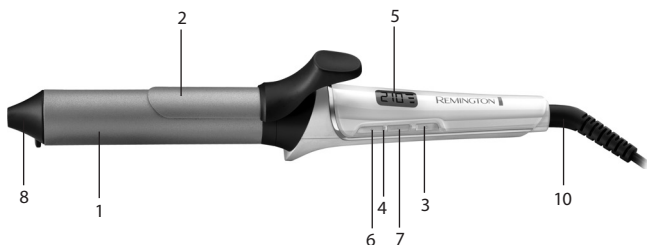
Visit www.remington.co.uk/product/register
You must register within 28 days
of purchase.

Thank you for buying your new Remington® product. Please read these instructions carefully and keep them safe.
Remove all packaging before use.

IMPORTANT SAFEGUARDS

- 1 This appliance can be used by children aged from 8 years and above and persons with reduced physical, sensory or mental capabilities or lack of experience and knowledge if they have been supervised/instructed and understand the hazards involved. Children shall not play with the appliance. Cleaning and user maintenance shall not be done by children unless they are older than 8 and supervised. Keep the appliance and cable out of reach of children under 8 years.
- 2 Warning – for additional protection the installation of a residual current device (RCD) with a rated residual operating current not exceeding 30mA is advisable in the electrical circuit supplying the bathroom. Ask an electrician for advice.
- 3 For UK, Household Use Only. Currently, the fitting in a bathroom of an electrical socket suitable or capable of operating the dryer/straightener is not permitted (see BS7671).
- 4 Do not leave the appliance unattended while plugged in.
- 5 Do not use the product with a damaged power cord or plug.
- 6 Do not wrap the cord around the unit. Check the cord regularly for any sign of damage.
- 7 If the supply cord of this unit becomes damaged, discontinue use immediately and return the appliance to your nearest authorised Remington® service dealer for repair or replacement in order to avoid a hazard.
- 8 Warning: Do not use this appliance near bathtubs, showers, basins or other vessels containing water.
- 9 Do not plug or unplug the appliance with wet hands.
- 10 Do not allow any part of the appliance to touch the face, neck or scalp.
- 11 Only set the appliance down on a heat-proof surface.
- 12 Do not place the appliance on any soft furnishings.
- 13 This appliance is not intended for commercial or salon use.
- 14 Let the appliance cool down before cleaning and storing away.






KEY FEATURES

- 1 32mm barrel
- 2 Tong clip
- 3 On-off switch
- 4 Temperature controls
- 5 Temperature display
- 6 Pro+ setting
- 7 Temperature lock function
- 8 Cool tip
- 9 Heat resistant pouch and mat (not shown)
- 10 Swivel cord

PRODUCT FEATURES

- OPTIheat technology – Intelligent heat sensor provides heat where it matters to achieve longer lasting curls.
- Grip-Tech coating – a non-slip coating for frustration free styling.
- Pro+ setting – Gently styles the hair at a lower temperature for healthier results.
- High heat - 120°C to 210°C.
- Fast heat up - ready in 30 seconds.
- Automatic safety shut off – this unit will switch itself off if no button is pressed or it is left on after 60 minutes.
- Multivoltage: for home or abroad. At 120V times and temperatures may vary.

INSTRUCTIONS FOR USE

- Before use, ensure the hair is clean, dry and tangle-free.
- Section the hair prior to styling. Style the lower layers first.
- Plug the product into the mains power supply.
- Press and hold the on button to switch on.
- When the styler is plugged in but not turned on a lock symbol will show in the display window indicating the styler is in standby mode .
- Select the desired temperature.
- To adjust the temperature use the +/- temperature controls on the side of the product. '+' increases the temperature '-' decreases the temperature.

Recommended temperatures:-

Temperature	Hair Type
120°C - 170°C	Thin/fine, damaged or bleached hair.
170°C - 200°C	Normal, healthy hair.
200°C - 210°C	Thick, very curly and difficult to style hair.


- The selected temperature will flash continuously until the desired temperature is reached.
- Working on one section at a time, open the tong clip, place a section of hair in between the tong clip and barrel and release the clip at the end of the hair.
- ★ NOTE: for best results, ensure the ends of the hair are under the clip. If they aren't, gently glide the styler down the hair until you can no longer see the ends.
- Wait about 10 seconds for the curl to form.
- Unwind the hair and release the curl.
- Repeat this around the head to create as many curls as desired.
- After use, press and hold the off button to turn off then unplug the appliance.

★ Pro+ SETTING

- To activate, press and hold '+' for 2 seconds, this automatically selects the temperature at 185°C for healthier styling. Pro+ will appear on the screen as shown below.



★ Temperature Lock Function

- To activate, press and hold '-' for 2 seconds. The  symbol will appear and all the keys will be locked. To deactivate press the '-' for 2 seconds.

CLEANING AND MAINTENANCE

- Unplug the appliance and allow to cool.
- Wipe all the surfaces with a damp cloth.
- Don't use harsh or abrasive cleaning agents or solvents.

ENVIRONMENTAL PROTECTION

To avoid environmental and health problems due to hazardous substances in electrical and electronic goods, appliances marked with this symbol must not be disposed of with unsorted municipal waste, but recovered, reused or recycled.



➡ SERVICE AND GUARANTEE

Defects affecting product functionality appearing within the guarantee period will be corrected by replacement or repair at our option provided the product is used and maintained in accordance with the instructions.

Your statutory rights are not affected.

Consumables are excluded.

Defects from repair by an unauthorized dealer are not covered.


If you call the Service Centre, please have the Model No. to hand, as we won't be able to help you without it. The Model No. can be found on the rating plate of the appliance.

Replacement parts and accessories are available to buy at www.remington.co.uk/parts-accessories

➔ SERVICE CENTRE

United Kingdom

 Tel 0800 212 438 (free call mainland UK)

 +44 161 947 3111 (call outside the UK)


Spectrum Brands (UK) Ltd

Fir Street, Failsworth, Manchester

M35 0HS, UK

www.remington.co.uk

Ireland

 Tel 142 951 40

Remington Consumer Products,

Unit B12, Ballymount Corporate Park,

Ballymount, Dublin 12.

www.remington.co.uk

REGISTER ONLINE FOR

£10,000 prize draw, EXTRA year guarantee, FREE rewards gallery.

Visit www.remington.co.uk/productregister. You must register within 28 days of purchase.

Model No. CI9132

17/UK/ CI9132 T22-0004879 Version 01 /17

Remington® is a Registered Trade Mark of Spectrum Brands, Inc., or one of its subsidiaries.

Spectrum Brands (UK) Ltd

Fir Street,

Failsworth,

Manchester

M35 0HS

www.remington.co.uk

© 2017 Spectrum Brands, Inc.