

REMINGTON®

EST. NEW YORK 1937

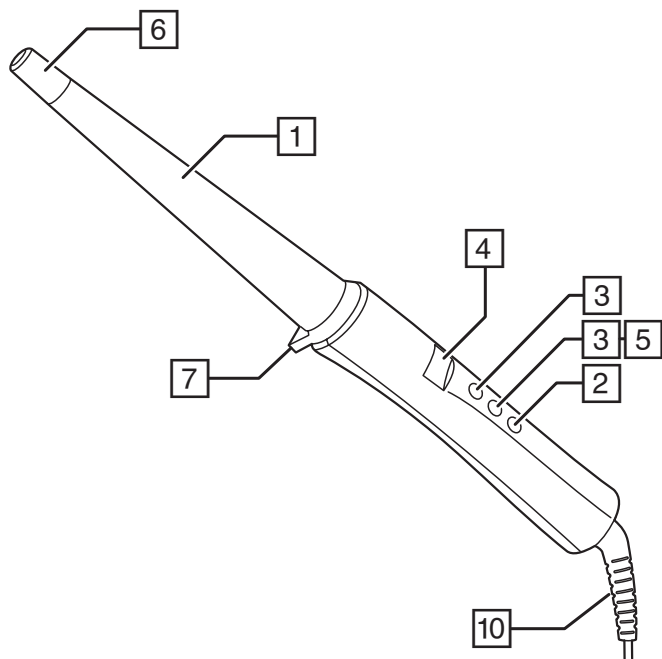


Rose Luxe Curling Wand CI9525

 remington-europe.com

Register online for an EXTRA year guarantee

Visit uk.remington-europe.com/product-registration You must register within 28 days of purchase.



Thank you for buying your new Remington® product. Please read these instructions carefully and keep them safe. Remove all packaging before use.

WARNING: This appliance is hot. Keep out of reach of children at all times.

IMPORTANT SAFEGUARDS

- This appliance can be used by children aged from 8 years and above and persons with reduced physical, sensory or mental capabilities or lack of experience and knowledge if they have been supervised/instructed and understand the hazards involved. Children shall not play with the appliance. Cleaning and user maintenance shall not be done by children unless they are older than 8 and supervised. Keep the appliance and cable out of reach of children under 8 years.

 Do not use this appliance near bathtubs, showers, basins or other vessels containing water.

- When the appliance is used in a bathroom, unplug it after use since the proximity of water presents a hazard even when the appliance is switched off.
- For additional protection, the installation of a residual current device (RCD) having a rated residual operating current not exceeding 30 mA is advisable in the electrical circuit supplying the bathroom*.

* Currently, the fitting in a bathroom of an electrical socket suitable or capable of operating the appliance is not permitted in the UK (see BS7671).

- Burn hazard. Keep the appliance out of reach from young children, particularly during use and while cooling down.
- Never leave the appliance unattended when it is connected to the power supply.
- Always place the appliance with its stand, if any, on a heat-resistant, stable flat surface.
- If the supply cord of this unit becomes damaged, discontinue use immediately and return the appliance to your nearest authorised Remington® service dealer for repair or replacement in order to avoid a hazard.

- Do not allow any part of the appliance touch the face, neck or scalp.
- Keep the power plug and cord away from heated surfaces.
- Do not use attachments other than those we supply.
- Do not use the appliance if it is damaged or malfunctions.
- Do not twist or kink the cable, or wrap it round the appliance. Check the cord regularly for any sign damage.
- This appliance is not intended for commercial or salon use.

PARTS

- | | |
|------------------------------|-------------------------------------|
| 1. Ceramic conical barrel | 6. Cool tip |
| 2. On/Off switch | 7. Stand |
| 3. Temperature controls | 8. Heat resistant pouch (not shown) |
| 4. Temperature display | 9. Heat resistant glove (not shown) |
| 5. Temperature lock function | 10. Swivel cord |
-


INSTRUCTIONS FOR USE

- Before use, ensure the hair is clean, dry and tangle-free.
 - For extra protection use a heat protection spray.
 - Hairsprays contain flammable material - do not use while using this product.
 - Section the hair prior to styling. Style the lower layers first.
1. Plug the product into the mains power supply.
 2. Press and hold the on button to switch on.
 3. Start styling on lower temperatures first. Select appropriate temperature for your hair type using the controls on the top of the product. '+' increases the temperature '-' decreases the temperature.

Temperature	Hair type
130°C - 170°C	Thin / fine, damaged or bleached hair
170°C - 200°C	Normal, healthy hair
200°C - 210°C	Thick, very curly and difficult to style hair

4. The digital display will stop flashing when the product is ready to use.
5. Use heat resistant glove to avoid any accidental burns.
6. Hold the handle and wrap a section of hair around the heated barrel.
7. Wait about 10 seconds for curl to form.
8. Unwind the hair and release the curl.
9. Let the hair to cool before styling.
10. Repeat this around the head to create as many curls as desired.
11. After use, press and hold the off button to turn off then unplug the appliance.

Temperature Lock Function

Set the desired temperature by pressing +/- buttons and lock the temperature controls by pressing the '-' button for 2 seconds. A  symbol will appear next to the temperature. To unlock the temperature controls, press and hold the '-' button again for 2 seconds.

CLEANING AND MAINTENANCE

- Unplug the appliance and allow to cool.
- Wipe all the surfaces with a damp cloth.
- Don't use harsh or abrasive cleaning agents or solvents.

RECYCLING



To avoid environmental and health problems due to hazardous substances, appliances and rechargeable and non-rechargeable batteries marked with one of these symbols must not be disposed of with unsorted municipal waste. Always dispose of electrical and electronic products and, where applicable, rechargeable and non-rechargeable batteries, at an appropriate official recycling/ collection point.

SERVICE AND GUARANTEE



Defects affecting product functionality appearing within the guarantee period will be corrected by replacement or repair at our option provided the product is used and maintained in accordance with the instructions. Your statutory rights are not affected.

This warranty shall not be valid where it is contrary to U.S. and other applicable laws, or where the warranty would be prohibited under any economic sanctions, export control laws, embargos, or other restrictive trade measures enforced by the United States or other applicable jurisdictions. This includes, without limitation, any warranty claims implicating parties from, or otherwise located in, Cuba, Iran, North Korea, Syria and the Crimea region.

To claim an extra 1 year guarantee, register your product online within 28 days of purchase.


Register at: **<https://uk.remington-europe.com/product-registration>**

Consumables are guaranteed only for their recommended lifecycle. Replacement/spare parts* are excluded and are only covered by a 1 year warranty.

*Examples include, but are not limited to, adaptors, haircare attachments, grooming accessories, etc.

SERVICE CENTRE

United Kingdom

 0800 212 438 (free call mainland UK)

Spectrum Brands (UK) Ltd


Fir Street, Failsworth, Manchester

M35 0HS, UK

www.remington.co.uk

productsupport@Remington.co.uk

Ireland

 142 951 40

Remington Consumer Products,

Unit B12, Ballymount Corporate Park,

Ballymount, Dublin 12

<https://ie.remington-europe.com>

productsupport@Remington.co.uk

Ref. No. CI9525

Type No. CI95

20/UK/ CI9525 T22-7001721 Version 07 /20

Remington® is a Registered Trade Mark of Spectrum Brands, Inc., or one of its subsidiaries.

Spectrum Brands (UK) Ltd

Fir Street,

Failsworth,

Manchester

M35 0HS

remington-europe.com

© 2020 Spectrum Brands, Inc.